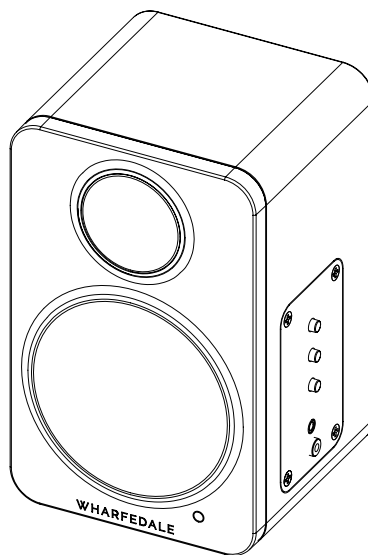
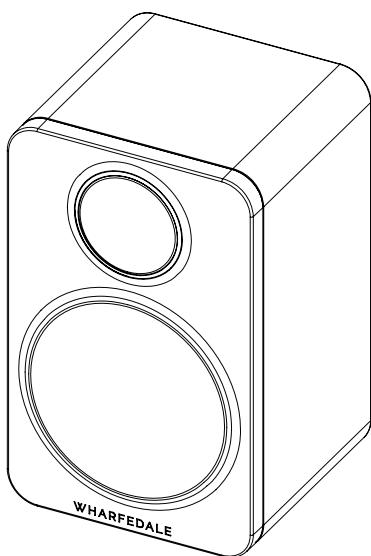




# DS-2

## WIRELESS SPEAKER



 W H A R F E D A L E

User's Manual





## USER INSTRUCTIONS: DS-2 WIRELESS SPEAKER

### IMPORTANT SAFETY INFORMATION



This symbol indicates that there are important operating and maintenance instructions in the literature accompanying this unit.



This symbol indicates that dangerous voltage constituting a risk of electric shock is present within this unit.

**WARNING: TO REDUCE THE RISK OF FIRE OF ELECTRIC SHOCK, DO NOT EXPOSE THIS APPARATUS TO RAIN OR MOISTURE.**

Read these instructions.

Keep these instructions.

Heed all warnings.

Follow all instructions.

Do not use this apparatus near water.

Clean only with cloth.

Do not block any ventilation openings.

Install in accordance with the manufacturer's instructions.

Do not install near any heat sources such as radiators, heat registers, stoves, or other apparatus (including amplifiers) that produce heat.

Do not defeat the safety purpose of the polarised or grounding plug. A polarised plug has two blades with one wider than the other. A grounding plug has two blades and a third grounding prong. The wide blade or the third prong is provided for your safety. If the provided plug does not fit into your outlet, consult an electrician for replacement of the obsolete outlet.

Protect the power cord from being walked on or pinched particularly at plugs, convenience receptacles, and the point where they exit from the apparatus.

Only use attachments/accessories specified by the manufacturer.



Use only with the cart, stand, tripod, bracket, or table specified by the manufacturer, or sold with the apparatus. When a cart or rack is used, use caution when moving the cart/apparatus

combination to avoid injury from tip-over.

Unplug the apparatus during lightning storms or when unused for long periods of time.

Refer all servicing to qualified personnel. Servicing is required when the apparatus has been damaged in any way, such as power supply cord or plug is damaged, liquid has been exposed to rain or moisture, does not operate normally, or has been dropped.

**CAUTION:** These servicing instructions are for use by qualified service personnel only. To reduce the risk of electric shock, do not perform any servicing other than that contained in the operating instructions unless you are qualified to do so.

**WARNING:** To reduce the risk of fire or electric shock, do not expose this apparatus to rain or moisture. The apparatus shall not be exposed to dripping or splashing and that objects filled with liquids, such as vases, shall not be placed on apparatus.

**WARNING:** The mains plug/appliance coupler is used as disconnect device shall remain readily operable.

No naked flame sources, such as lighted candles, should be placed on the apparatus.

**DO NOT** place heavy objects on top of loudspeaker cabinets. If you play them with the grilles removed be careful to protect the drive units from children and pets.

**DO NOT** change any connections to the subwoofer or your system without first switching off the power.

**DO NOT** use your amplifier or receiver at its maximum volume setting. This will produce high levels of distortion which may damage your loudspeakers and subwoofer. Allow your amplifier a little headroom so that it can operate without stress.

**DO** turn down the volume control on your amplifier or receiver before turning the equipment on or off. This will protect your subwoofer against switching 'thumps' and other spurious signals.



**WEEE**

Correct disposal of this products. This marking indicates that this product should not be disposed with other household wastes throughout the EU. To prevent possible harm to the environment or human health from uncontrolled waste disposal, recycle it responsibly to promote the sustainable reuse of material resources. To return your used device, please use the return and collection systems or contact the retailer where the product was purchased. They can take this product for environmentally safe recycling.



This equipment is a Class II or double insulated electrical appliance. It has been designed in such a way that it does not require a safety connection to electrical earth.





## USER INSTRUCTIONS: DS-2 WIRELESS SPEAKER

Connect the transformer plug into the 12V power socket on the back of the DS-2 .

Plug the transformer into the mains power socket of the room, and make sure the power is on.

### Getting Started and playing audio

- Place the main speaker on the right and put the secondary speaker on the left, connect them with a RCA audio cable included in this product.
- Switch on the power at the back of the main speaker so that the blue light on the front panel starts flashing.
- You can play audio by using Bluetooth connection or a 3,5mm audio cable.
- To use the 3,5mm audio input, you need to plug in the cable to the 3,5mm socket which is on the right side of the panel to play. Connecting with the 3,5mm cable will give the best sound quality.
- If you want to use Bluetooth, you should confirm that the audio cable is not been inserted into the 3,5mm socket. Then open your Bluetooth settings in your phone and search for "DS-2" in the available devices section, and then connect to it.
- Adjust the volume by Pressing the "VOL+" and "VOL-" button On the right side of the main Speaker.
- For best results, turn up the volume on your phone to about 70% of its maximum and then adjust the DS-2 using the "VOL+" and "VOL-" button to the volume you want. If the output volume is too low from your phone then you may get poor quality audio playback.

### The Bluetooth Pairing

- Switch on the bluetooth in your phone and stand about 3 feet or 1m away.
- Make sure no other nearby device is connected which may stop your connection.
- Make sure the power switch at the back of the DS-2 is on.
- Make sure the blue light on the front panel is flashing. IF there is no phone connected to Bluetooth in one minute, the blue light will turn orange . You can not search for Bluetooth under this circumstances. Press the "PAIR" button On the right side of the Speaker for 1-2 seconds, so that blue light starts flashing again. Remember that pairing can only happen when the blue light is flashing.
- The LED light will stop flashing after getting paired. After pairing for the first time ,you will not need to do this again when turing off and on the system again .
- If it won't connect, switch your bluetooth on and off in your phone and try again.
- No passwords are required so it should be a simple click and connect process.

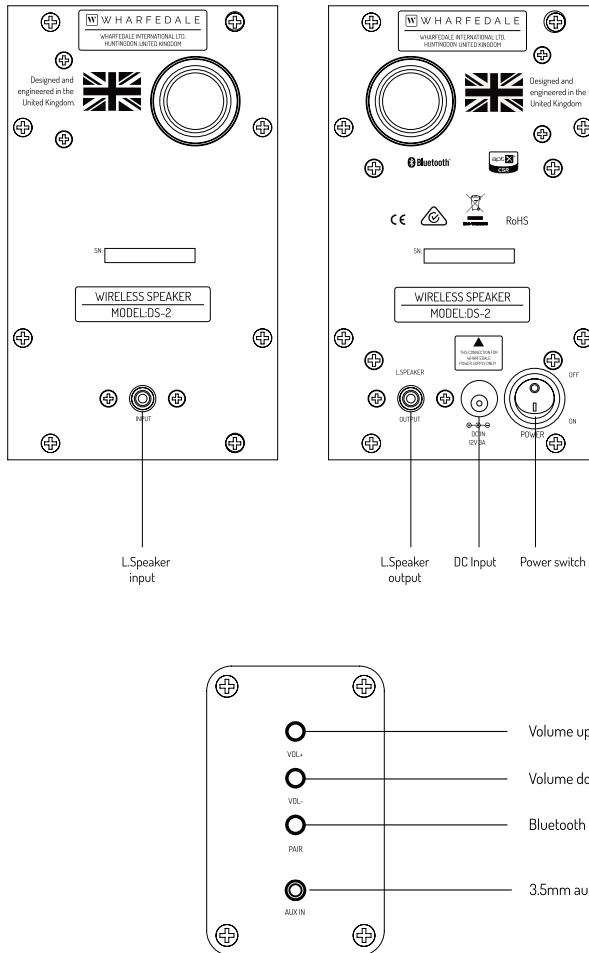
If you have no sound, check the volume in your phone and on the right side of the panel controls. Check you have power and a bluetooth or audio cable connection. Check that your audio media is playing and not in pause mode.





## USER INSTRUCTIONS: DS-2 WIRELESS SPEAKER

### Control Panel&Rear Panel of the DS-2





## Specifications

Model	DS-2 Wireless Speaker
General description	stand mounting
Enclosure type	bass reflex
Transducer complement	2-way
Bass driver	3"(75mm) woven PP bass cone
Treble driver	3/4"(19mm) high frequency silk dome
AV shield	No
Sensitivity (2.83V @ 1m)	84dB
Inputs	AUX IN /Bluetooth(aptX)
Line Input Sensitivity	490mV
Input Impedance	10K ohms
Amplifier Power Output	2*15W
Peak Power Output	2*30W
Frequency response (+/-3dB)	120Hz - 20kHz
Bass extension (-6dB)	100Hz
Crossover frequency	2.8kHz
Cabinet Volume (in litres)	1.8L
<b>Dimensions (mm)</b>	
Height (on plinth)	190mm
Width	120mm
Depth (with terminals/grille)	140mm
Net weight	1.45KG*1.4KG





## USER INSTRUCTIONS: DS-2 WIRELESS SPEAKER

---

### Service

Should a fault occur with your Diamond Active system please pack it correctly using the original packing so it can be shipped safely. Product for service should be returned to the appointed dealer from whom you purchased the product. If you experience difficulties or if there is no Wharfedale dealer in your area, contact the Wharfedale distributor for your country (listed at [www.wharfedale.co.uk](http://www.wharfedale.co.uk)) or the office below.

IAG House, 13/14 Glebe Road,

Huntingdon, Cambridgeshire,

PE29 7DL UK

Tel: +44 (0)1480 452561

Fax: +44 (0)1480 413403





---

## USER INSTRUCTIONS: DS-2 WIRELESS SPEAKER

---





IAG House, 13/14 Glebe Road, Huntingdon, Cambridgeshire, PE29 7DL, UK

Tel: +44(0)1480 452561 Fax: +44(0)1480 413403 [www.wharfedale.co.uk](http://www.wharfedale.co.uk)

IAG reserves the right to alter the design and specifications without notice. All rights reserved © IAG Group Ltd.

Wharfedale is a member of the International Audio Group.

