



# DENTON 1S

**3** YEAR  
WARRANTY



Scan the QR code using a smartphone device,  
for product warranty registration online.

# Important Safety Information

Before installing this product read all these instructions.



This symbol indicates that there are important operating and maintenance instructions in the literature accompanying this unit.

Read these instructions. Keep these instructions. Heed all warnings. Follow all instructions.

Before making any connections, switch all the units in your system off at the mains.

Set the volume control at minimum when you switch on your system or change sources, and turn the level up gradually.

DO NOT use your amplifier at full volume.

Ensure that all loudspeakers in the system are correctly wired.

DO NOT subject your loudspeakers to excessive cold, heat, humidity or sunlight.

Loudspeakers should not be placed directly facing other hi-fi units, or share the same shelf or cabinet.

DO NOT place heavy objects on top of loudspeakers.

DO NOT connect speaker terminals to the mains supply.

DO NOT dismantle the loudspeaker. There are no user-serviceable parts inside it and you will void the warranty by doing so.

Refer all servicing to qualified service personnel. Servicing is required when the apparatus has been damaged in any way, the apparatus has been exposed to rain or moisture, does not operate normally, or has been dropped.

Changes or modifications not expressly approved by the manufacturer will void any warranty.

## Unpacking Your Loudspeakers

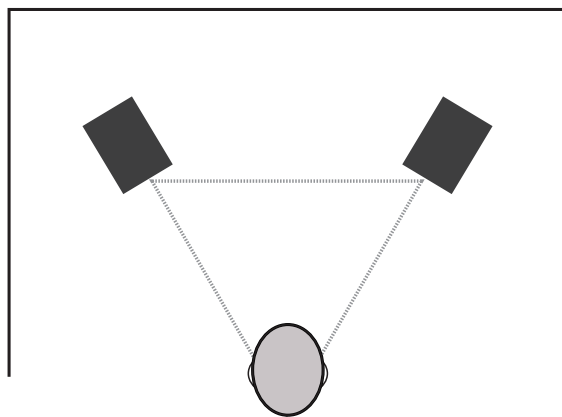
- Please read this manual as soon as you have opened the carton.
- Lift the loudspeaker carefully out of the packing. Do NOT try to lift the loudspeaker using the cloth bag.
- Unpack any accessories carefully.
- If there is any sign of damage or if the contents are incomplete, report this to your dealer as soon as possible.
- Retain the packing for future safe transport of the product. Dispose of the packing with respect to any recycling provisions in your area.

## Positioning Stereo Loudspeakers

The DENTON 1S speakers feature coaxial drive units to cover a variety of placements and listening positions.

The speakers can be positioned close to a wall, or wall mounted using a bracket with a 3/8" fitting (see next page).

The drive unit dispersion is aided by the front grilles which should be left on for optimum listening performance. Removing the grilles will produce a brighter but less smooth sound.



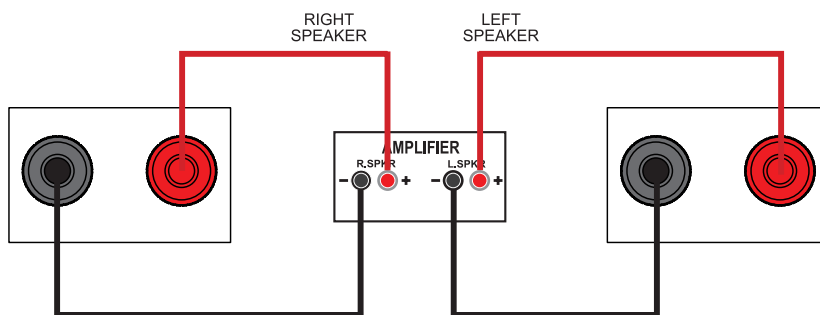
If the loudspeakers are placed close to the wall then the Brilliance switch (see below) can be set to Max to compensate for the increased bass level in the room. If the loudspeakers are placed further away from the walls, the inward angle ("toe-in") may be increased by up to 30%. As personal taste plays a large role, experiment with different configurations and play a wide range of programme material before finalising the position of your speakers.

The optimum listening position is in the area broadly known as the 'sweet spot'. The more extreme the angle, the narrower the sweet spot. Wharfedale loudspeakers are designed to cover a wide sonic perspective, so there should be no need for extreme settings.

## Standard Loudspeaker Wiring

Choose a suitable length of twin-core speaker cable for each channel and prepare the ends. Unscrew each terminal a few turns. Connect the red, positive (+) terminal of the Left loudspeaker to the corresponding red, positive (+) amplifier terminal. Connect the black, negative (-) terminals similarly.

Tighten the terminal securely. Repeat this procedure for the Right Channel. If you are standard wiring, make sure the terminal links are securely in place.



## Wall Mounting

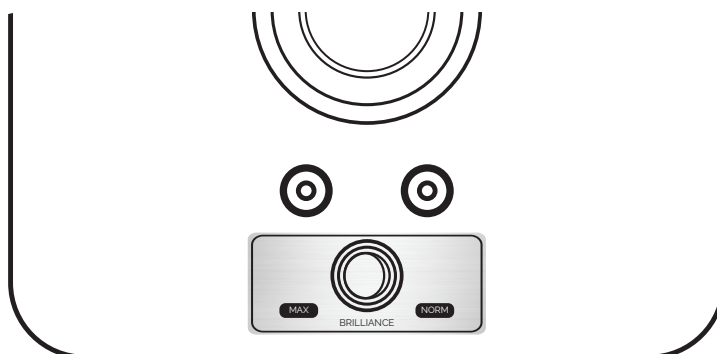
The rear panel of the DENTON 1S is equipped with a 3/8" recessed mounting nut (accessible by removing the soft cosmetic cover), allowing the speaker to be easily wall-mounted. To ensure a secure installation, select a high-quality wall bracket featuring 3/8" mounting screws. This versatility allows the DENTON 1S to integrate seamlessly into a wider variety of domestic settings and professional installations.

## Brilliance Control

To maintain acoustic accuracy across different placements, the rear board features a dedicated configuration switch (as illustrated below).

- 'NORM' Position: This setting should be used when the DENTON 1S is placed traditionally as a bookshelf speaker or on stands, away from nearby walls or room corners.
- 'MAX' Position: Use this setting when wall-mounting the speaker. It adjusts the output to compensate for boundary effects, ensuring the DENTON 1S delivers optimal musical performance regardless of the installation environment.

This is our recommendation, but you can adjust the Brilliance outside of these guidelines to suit your taste. This approach reflects Wharfedale's long-standing belief that loudspeakers should work with the room, not against it—adapting sympathetically to domestic environments while remaining faithful to the music.



Important Safety Instruction  
Unpacking Your Loudspeakers  
Positioning Stereo Loudspeakers  
Standard Loudspeaker Wiring  
Wall Mounting  
Brilliance Control  
Looking After Your Loudspeaker  
Warranty and Service Information  
Specifications

# Looking After Your Loudspeaker

- Your Wharfedale loudspeakers use an especially hard-wearing sealed finish. They should not be waxed or treated with spray polishes which will smear and dim their lustrous finish. Occasionally polish them with a dry or barely moist cloth to remove dust and finger marks, etc.
- Occasionally, remove the loudspeaker grilles and brush them gently with a soft brush before replacing them carefully.
- Never stand objects on your loudspeakers. In particular do not stand flowers, etc. on them – they are not jardinières!
- Avoid getting any liquid behind the grille. If you accidentally spill liquid on your loudspeakers, take them to your dealer for attention before using them again.
- Do not open the speakers; there are no user-serviceable parts inside. Never touch the driver units either with an object or your hands.

## Warranty Coverage

Your loudspeakers have been constructed to the highest standards. From top grade furniture construction and finish to carefully designed and selected acoustic components, Wharfedale speakers are built to provide a lifetime of sonic pleasure. We hope you will derive many years of good service from our products.

Wharfedale warrants its products, subject to the following terms and conditions below, to be free from defects in materials and workmanship.

## Online Registration



Scan the QR code using a smartphone device, for product warranty registration online.

The three (3) year extended warranty is applicable to items purchased from Jan 1st 2021, onwards. Items purchased prior to this date are not eligible for this extended warranty service but are subject to statutory warranty claims and all applicable consumer rights.

To qualify for the extended 3 year warranty, you must register your product within ninety (90) calendar days from the date of purchase. Visit [Wharfedale.co.uk/warranty-registration](http://Wharfedale.co.uk/warranty-registration) to complete your online registration. Items not registered online will have a Limited Warranty for one (1) year, or for the period of your country's statutory warranty, whichever is longer.

Warranty can only be offered to products registered with proof of purchase with date, model and details of the authorised dealer clearly stated on the receipt/invoice. Please keep the original receipt/invoice in case it is required for a warranty claim.

This Limited Warranty is non-transferable and is offered exclusively to the original owner.

This Limited Warranty is valid only in the original country of purchase.

Repairs or replacements provided under this warranty are the exclusive remedy of the consumer. Wharfedale shall not be liable for any incidental or consequential damages for breach of any expenses or implied warranty with any product. Except to the extent prohibited by law, this warranty is exclusive and in lieu of all other warranties whatsoever, both expressed and implied, including but not limited to the warranty of merchantability and fitness for a particular purpose.

This warranty provides benefits that are additional to and do not affect your statutory consumer rights.

This Limited Warranty offer is subject to correct information being submitted in your application. Incorrect dates or mismatched purchase receipt dates that are outside of the warranty terms will immediately invalidate any warranty claim.

*\*Please check with your dealer or local distributor for further information.*

Important Safety Instruction
Unpacking Your Loudspeakers
Positioning Stereo Loudspeakers
Standard Loudspeaker Wiring
Wall Mounting
Brilliance Control
Looking After Your Loudspeaker
Warranty and Service Information
Specifications

## Exclusions

The following items are excluded from the Wharfedale warranty:

- Normal wear and tear and cosmetic damage (including but not limited to any wear from reasonable use, environmental deterioration or neglect)
- Products on which the serial number has been removed, altered or otherwise made illegible.
- Products not purchased from an authorised Wharfedale dealer.
- Products that were not new at the time of original purchase.
- Products sold 'as is', 'as seen' or 'with faults'.
- Product not purchased from an authorised dealer/distributor within the region of the claim (ie parallel imports or grey market products)
- Accidental damage or faults caused by commercial use, acts of God, incorrect installation, incorrect connection, incorrect packaging, misuse or careless operation or handling which is not in accordance with the user instructions.
- Equipment that has been operated in conjunction with unsuitable, inappropriate or faulty apparatus.
- Repairs, alterations or modifications carried out by parties other than Wharfedale or its authorised service partners.
- Damage in transit that cannot be attributable to the fault of Wharfedale, the authorised distributor or dealer (ie. claims otherwise covered by transit insurance.)
- Faults relating to abnormal or inappropriate power supply voltage or power surges.
- Faults relating to extremities in temperature, exposure to heat, water or other liquids, insects, excessive moisture, sand, chemicals, battery leakage or any other contaminants.
- Any force majeure events, including but not limited to any acts of God, fire, lightning, typhoon, storm, earthquake, hurricane, natural disaster, tsunami, flood, war, riot, public disturbance.
- Any other causes beyond the reasonable control of either Wharfedale and its authorised Distributor.

Please note items purchased before 1st Jan 2021 are not eligible for the extended warranty claim.

## How to Claim

To obtain warranty service please contact the authorised dealer from which you purchased this product and present the limited warranty certificate offered upon registration of your product's extended warranty offer.

Do not dispatch goods without the prior agreement of the dealer, distributor or authorised service centre.

If asked to return products for inspection and/or repair, please pack carefully preferably in the original carton or packaging affording an equal degree of protection and returned via insured, trackable courier service.

The authorised dealer or distributor will offer full return details and instructions. However, please note if unsuitable packaging is used the warranty may be deemed void due to improper action in return.

Wharfedale or the authorised distributor, dealer or service centre may make a charge for the supply of new packaging for the return of the repaired item. Please note, insurance is recommended as goods are returned at the owner's risk. Authorised distributors or service centres cannot be held liable for loss or damage in transit. Insurance and freight charges on the return journey will be paid for by Wharfedale, authorised dealer, distributor or service centre if corrective work proves to be necessary.

In the event of 'no-fault found' or 'no repair necessary', the return shipping charge will be the responsibility of the owner.

Important Safety Instruction
Unpacking Your Loudspeakers
Positioning Stereo Loudspeakers
Standard Loudspeaker Wiring
Wall Mounting
Brilliance Control
Looking After Your Loudspeaker
Warranty and Service Information
Specifications

## Repairs

All repairs will be carried out by the appointed distributor (or locally appointed service centre). Repairs handled or processed without authorisation or approval of the appointed representative will be excluded from this limited warranty. Please note, Wharfedale is not able to supply parts or replacement items to any other entity than the official distributor or authorised service centre.

Other than the warranty and services set out in this warranty, to the fullest extent permitted by law, Wharfedale shall not be liable to you and/or any third party or entity whatsoever for:

- Any loss, damages and/or malfunction caused to any product(s) which is/are connected to any of the products covered by this warranty.
- Any damages, loss and liability, whether direct, indirect, incidental, consequential special, punitive or otherwise, howsoever caused by, arising out of or otherwise, in relation to the installation, delivery, use, service, repair, replacement and/or maintenance of the product.
- Any damages, loss and liability under this warranty in respect of any act, omission, or negligence of any of their technicians, employees, agents, representatives or independent contractors relating to the actual or purported performance of any of the obligations under this warranty.

## Service Centre Address

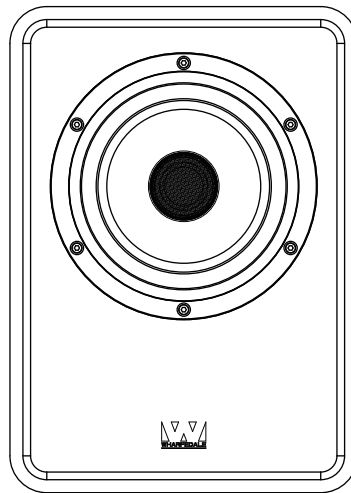
For technical support, servicing or product queries and information please contact either your local retailer or the office below.

IAG Service Dept.,  
13/14 Glebe Road,  
Huntingdon,  
Cambridgeshire,  
PE29 7DL,  
UK.

Tel: +44(0)1480 452561  
Email: [support@iaguk.co.uk](mailto:support@iaguk.co.uk)

For information on other authorised service centres worldwide contact Wharfedale International, UK.  
A worldwide distributors list is available on the Wharfedale website: [www.wharfedale.co.uk](http://www.wharfedale.co.uk)

# Specifications



## Model

DENTON 1S

Standard Loudspeaker Wiring	General Description	2-way Standmount / Wallmount
Standard Loudspeaker Wiring	Enclosure Type	Bass Reflex
Standard Loudspeaker Wiring	Transducer Complement	2-way
Wall Mounting	Coaxial Driver	6.5" (165mm) Enhanced Polypropylene Cone 1" (25mm) Silk-dome
Wall Mounting	Sensitivity (2.83V @ 1m)	88dB
Wall Mounting	Recommended Amplifier Power	30-100W
Brilliance Control	Peak SPL	95dB
Brilliance Control	Nominal Impedance	8Ω
Brilliance Control	Minimum Impedance	4.5Ω
Brilliance Control	Frequency Response (+/-3dB)	50Hz - 20kHz
Brilliance Control	Bass Extension (-6dB)	45Hz
Looking After Your Loudspeaker	Crossover Frequency	2.6kHz
Looking After Your Loudspeaker	Cabinet Volume (in litres)	11.5L
Looking After Your Loudspeaker	Dimensions (mm)	
Looking After Your Loudspeaker	Wall Mounting	Rear Panel 9.5mm (3/8") Thread
Looking After Your Loudspeaker	Height (on plinth)	330mm
Looking After Your Loudspeaker	Width	236mm
Looking After Your Loudspeaker	Depth (with terminals)	(229+25)mm
Warranty and Service Information	Carton Size	570 x 335 x 450mm
Warranty and Service Information	Net Weight	6.8kg/pcs
Warranty and Service Information	Gross Weight	16.0kg/ctn

